

# Teaching Scenario

## - Using *Audacity* to Record Poetry -

<b>Main Goals:</b>	Identifying rhymes and vowel sounds Training students' media literacy: the skill to record and edit their own audio files
<b>Time:</b>	45 minutes
<b>Learning Focus:</b>	Listening comprehension
<b>Preparation:</b>	Choose a recording of a poem with rhyming words (e.g. "From a Railway Carriage" by R.L. Stevenson, <a href="https://www.youtube.com/watch?v=83b0nX7bF2k">https://www.youtube.com/watch?v=83b0nX7bF2k</a> ) and download the poem (see recommended websites for poetry read aloud). Download <i>Audacity</i> and get familiar with the software. Make photocopies of the worksheet to hand out.
<b>Technical Requirements:</b>	A computer room, or class set of laptops/tablets with internet connection.

### Recommended Applications/Tools:

**Audacity:** <https://www.audacityteam.org/>

Audacity is a free, open source audio software which allows editing and recording audio files. It is popular in (foreign) language learning as it makes it possible for students and teachers to cut audio files, explore sound effects, vary the speech speed, and to easily record audio files in the form of podcasts and interviews.

Audacity runs on Linux, Windows and Mac OS X and it has an extensive online manual (<https://manual.audacityteam.org/>).

For further instructions and ideas on how to use *Audacity* in the EFL classroom see: Steinbach, Andrea. 2018. "Methodenspicker für Lehrkräfte. Programme zur Bearbeitung von Audiodateien." *Praxis Englisch* 3/2018, 47-48.

**Poems Café:** [https://www.youtube.com/channel/UCa1aKFY1O8M\\_0Nt5GgzoU8Q](https://www.youtube.com/channel/UCa1aKFY1O8M_0Nt5GgzoU8Q)

Poems Café is a YouTube channel with a good collection of different poems read aloud. You can use a freeware program called “aTube Catcher” to download most YouTube videos.

**Classic Poetry Aloud:** <https://classicpoetryaloud.wordpress.com/>

Classic Poetry Aloud is a podcast series with over 300 English poems recorded. You can either search by poet, by theme or look for a specific poem. The transcript of each poem is provided underneath the audio file.

### Year 5-6

#### **Intention:**

Listening to poems can help learners identify individual sounds, stressed syllables and changes in intonation.

#### **1. Introduction:**

Write the title of the poem on the blackboard and ask the students what they think the poem is about.

#### **2. Listening to the poem:**

Play the recording of the poem.

#### **3. Highlighting rhymes (1<sup>st</sup> part of the worksheet):**

Hand out the worksheet and play the poem again.

This time ask the learners to underline the words that rhyme.

#### **4. Finding alternative rhymes:**

Check the answers and ask them to look at the rhyming pairs and write alternative rhymes for the first stanza.

#### **5. Audacity:**

Introduce *Audacity* as a software to edit and record audio files.

#### **6. Poetry recording (2<sup>nd</sup> part of the worksheet):**

Going through the different steps listed on the worksheet the students have guided instructions on how to record their own version of the first stanza. By recording their individual poems, the students also improve their speaking competence.

#### **7. Presentation of recordings:**

Ask the students to present their recordings.

Finally, discuss the difficulties they experienced while recording their poems.



## USING *AUDACITY* TO RECORD POETRY

You are going to rewrite and record a poem using the software *Audacity*.

▪ Tasks:

1. Listen to the poem “From a Railway Carriage” by Robert Louis Stevenson.
2. Now listen to the poem again and underline the words that rhyme.

### “From a Railway Carriage”

by R. L. Stevenson

Faster than fairies, faster than witches,  
 Bridges and houses, hedges and ditches;  
 And charging along like troops in a battle,  
 All through the meadows the horses and cattle:  
 All of the sights of the hill and the plain  
 Fly as thick as driving rain;  
 And ever again, in the wink of an eye,  
 Painted stations whistle by.

Here is a child who clammers and scrambles,  
 All by himself and gathering brambles;  
 Here is a tramp who stands and gazes;  
 And there is the green for stringing the daisies!  
 Here is a cart run away in the road  
 Lumping along with man and load;  
 And here is a mill and there is a river;  
 Each a glimpse and gone forever!

3. Look at the rhyming pairs and try to write alternative rhymes for the first stanza.

---

---

---

---

---

---

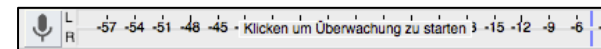
---

---


Now, you are going to record your version of the poem.



▪ Tasks:

1. Download *Audacity* and install it on your computer: <https://www.audacityteam.org/>.
2. Click on the microphone symbol in the recording meter and select **Überwachung starten**.



3. Talk at a normal volume and watch the recording meter. Adjust the recording volume.



4. Test recording: click on the record button  record for a few seconds while talking, then click the stop button . Listen to your recording and adjust the recording volume if necessary.
5. Now record yourself reading your version of the first stanza.